

## S431 - Coal Harbour® Silk Touch Long Sleeve Sport Shirt

### GARMENT MEASUREMENTS

Finished Measurements in Inches

Size	XS	S	M	L	XL	2XL	3XL	4XL
Chest	19 1/2	20 1/2	21 1/2	23 1/2	25 1/2	27	28 1/2	30
CB Length	27	28	30	31	32	33	33 1/2	34

\* **Chest** is measured 1" down from the armhole (1/2 measurement). **CB length** is measured from the center of the back neck seam to the hem.

### ADULT SIZING CHART

	XS	S	M	L	XL	2XL	3XL	4XL
Neck	13 1/2 -14	14-14 1/2	15-15 1/2	16-16 1/2	17-17 1/2	17 1/2 -18	18-18 1/2	18 1/2 -19
Chest	30-32	34-36	38-40	42-44	46-48	50-52	54-55	56-57
Sleeve	30 1/2 -31 1/2	32-33	34-35	35-36	36 1/2 -37 1/2	37 1/2 -38 1/2	38.5-39 1/2	39 1/2 -40 1/2

**Neck:** Measure around at the base of your neck. **Chest:** Measure just under the arms at the fullest part of your chest. **Sleeve:** Measure from the center back of the neck, over the shoulder and down to the wrist bone.



## Coal Harbour® Silk Touch Long Sleeve Sport Shirt - S431

### Product Features:

- 8.4-oz, 65/35 polyester/cotton
- Easy care fabric
- “Coal Harbour®” engraved, metal buttons with dyed-to-match plastic rims
- Reinforced topstitching throughout
- Side slits

### Adult sizes XS-4XL

### Comparable styles:






- Silk Touch Sport Shirt - S430
- Silk Touch Sport Shirt - L430 (Ladies)
- Silk Touch Sport Shirt - Y430 (Youth)

### Fabric Detail:



### Available Colours and PMS Colours

Textile fabric colours are subject to dye lot variation and will not be exact match to print pantone reference

Black	Coal Grey	Navy	Red	White
				
Black 6C	Between 10C & 11C	539C	207C	N/A



## Smart Uses:

The same great shirt you know and love – made long sleeve.

- Corporate recognition
- Fitness/gym clubs
- Gift giving
- Sports teams & events
- Coaches/athletes
- Donations/door prizes
- Corporate office
- And much more!